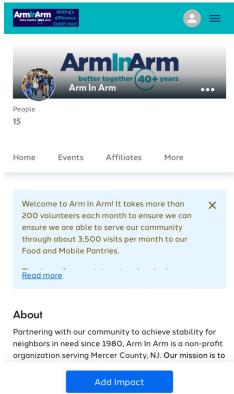



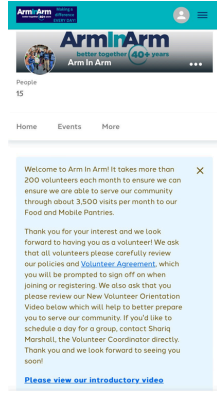
ArminArm

better together **40+** years

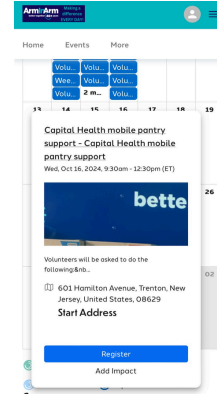
Scan QR code to complete volunteer registration.



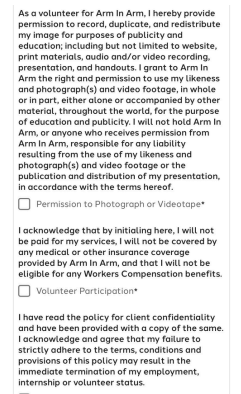
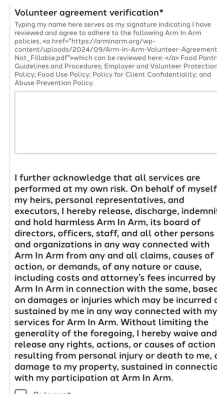
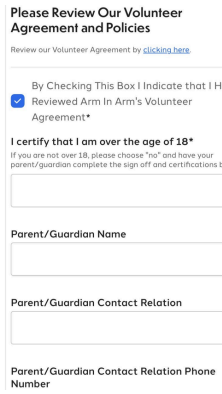
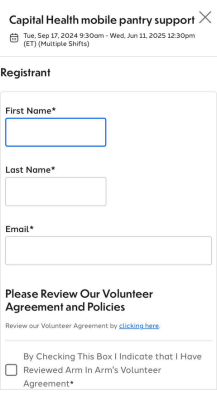
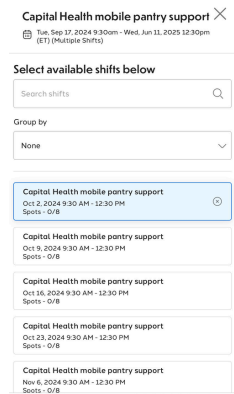
Click "Read More" to review Volunteer Agreement and view introduction video.



Scroll down to view calendar and click on day/location/time, then click register.

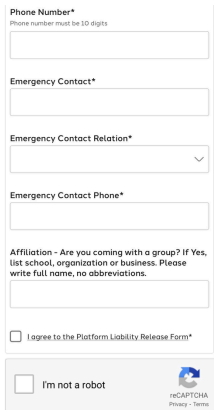


Click Next

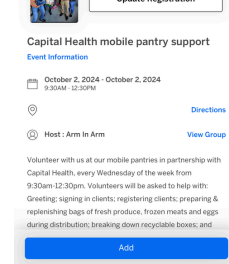
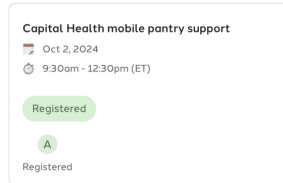


Click on your desired day & time and scroll down to click next. (You may also register for the same shift on additional weeks)

Complete all required fields, check all required boxes, and type name in Volunteer agreement verification.



Registration completed!



After completing all required fields you will receive a registration completed notification as well as an email verification.

You may also log on to: arminarm.org/volunteer-opportunities

If you have questions or concerns, please call 609-396-9355, x21 or email: volunteer@arminarm.org

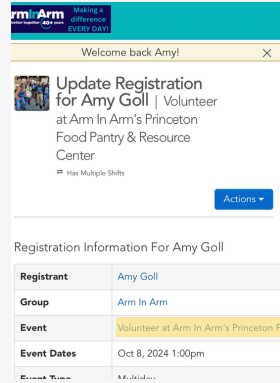
Groups are Welcome!

Need to cancel a shift or shifts you registered for?

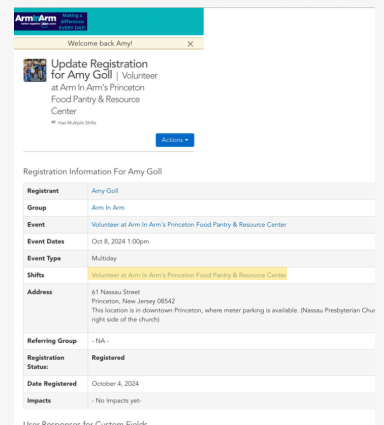
Thank you for signing up to volunteer at our Princeton location. This confirms your registration for the following:

Status **Title/Date**
Registered Volunteer at Arm In Arm's Princeton Food Pantry & Resource Center
Tuesday, Oct 8, 2024
1:00pm to 3:00pm (ET)
 61 Nassau Street, Princeton, New Jersey 08542
 This location is in downtown Princeton, where meter parking is available. (Nassau Presbyterian Church-entrance is on the right side of the church)

[View Details](#)

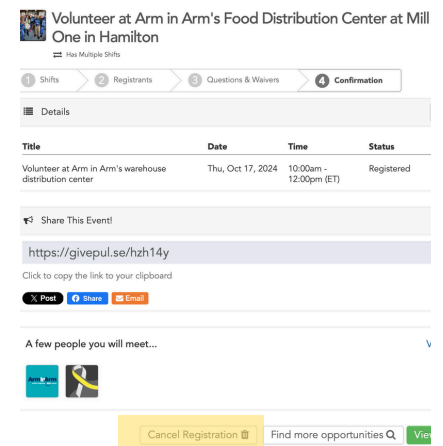
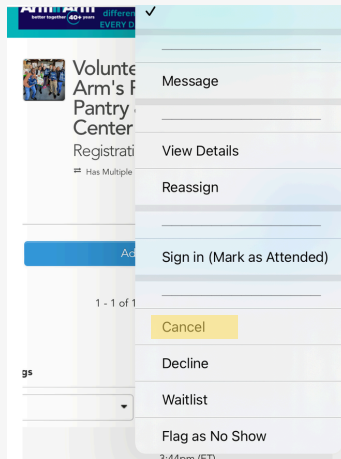
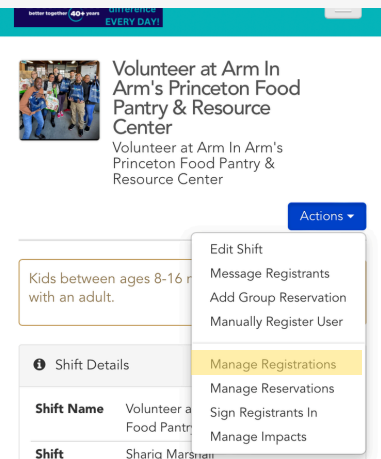
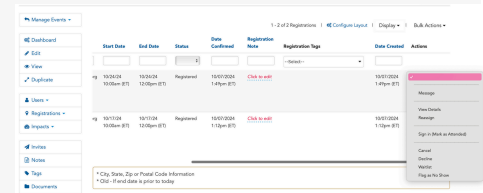
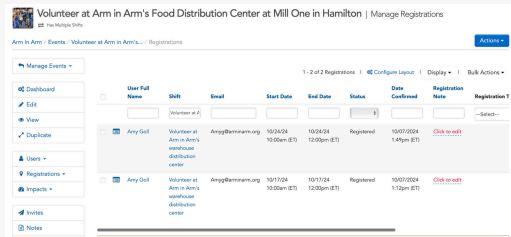
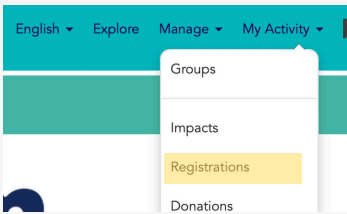


You will see your registered shift (above) OR shifts (below)



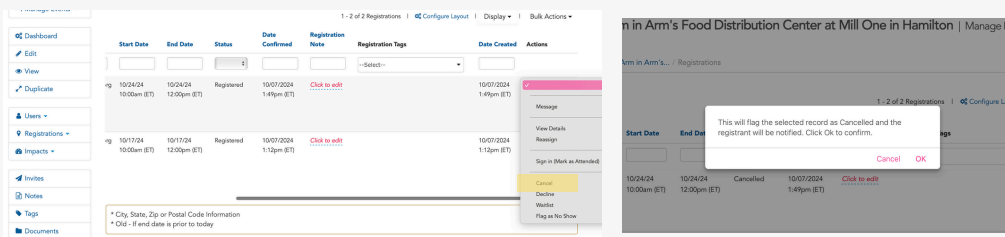
Click on your shift (above) OR scroll to the right to see the "Actions" column (below)

From your confirmation email for a specific shift, click "View Details" OR from your GivePulse homepage, click "Registrations" from My Activity



Click on "Manage Registrations" & then Cancel (above) OR Click "Cancel" & then OK (below). You will receive an email confirmation for your shift cancellation.

If you registered for a shift by mistake, you can cancel right away by clicking "Cancel Registration"



Signing Volunteers In

The screenshots illustrate the process of signing volunteers in. The first screen shows the user's profile for Dannon Thornton, with a red box highlighting the 'Switch to Admin' button. The second screen shows the 'Events' list, with a red box highlighting the 'Today' filter. The third and fourth screens show the 'Today' event view for Dannon Thornton and Lindsey Payne, with red boxes highlighting the 'No Show', 'Undo', and 'Note' buttons.

Clocking Volunteers In + Out


The screenshots illustrate the process of clocking volunteers in and out. The first screen shows the 'Clock In/Out' screen, with a red box highlighting the 'Clock In/Out' button. The second and third screens show the 'Today' event view for Dannon Thornton and Lindsey Payne, with red boxes highlighting the 'Clock Out' button.

Groups are Welcome!

If you have questions or concerns, please call 609-396-9355, x21
or email: volunteer@arminarm.org

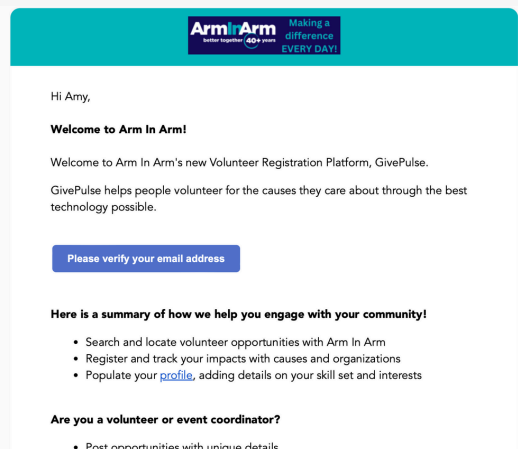
How to create an Arm In Arm GivePulse Account

**Log on to:
arminarm.givepulse.com**



**Click on arrow (upper right)
and click "Sign-Up"**

**Complete required fields and
click "Create Account"**



**You will receive an email confirmation
where you need to click
"Please verify you email address"**

Groups are Welcome!

**If you have questions or concerns, please please call 609-396-9355, x21
or email: volunteer@arminarm.org**